



PADBURY PRIMARY SCHOOL



Caring for the Future

2018 School Report

PADBURY PRIMARY SCHOOL

PADBURY PRIMARY SCHOOL

ENDORSEMENT – 2018 ANNUAL REPORT

The 2018 Annual Report has been considered and endorsed by the Padbury Primary School Council

<u>VERNE JONES</u> Name	<u>Verne Jones</u> Signature	<u>20 MAR 19</u> Date
<u>Rehana Khan</u> Name	<u>RKhan</u> Signature	<u>20/3/19</u> Date
<u>[Signature]</u> Name	<u>[Signature]</u> Signature	<u>20/3/19.</u> Date
<u>Trei Tan</u> Name	<u>gair</u> Signature	<u>20/03/19</u> Date
<u>Amanda Cross</u> Name	<u>Amanda Cross</u> Signature	<u>20/03/19.</u> Date
<u>Leigh Slabosz</u> Name	<u>[Signature]</u> Signature	<u>22/3/19</u> Date
<u>Jayanne Muir</u> Name	<u>Jaye-anne muir</u> Signature	<u>25/3/19.</u> Date

Principal's Message

It is with pleasure that I present the 2018 Annual School Report. It provides parents, carers and members of the wider community with information about Padbury Primary School's activities and performance during 2018. The report highlights the school's strengths and identifies targeted improvement aspects.

Padbury Primary School is a dynamic and successful public school which maintains high academic standards and extends students through a range of learning opportunities including music, physical education, visual arts, information technology and Japanese.

I would like to acknowledge staff and parents who have dedicated themselves to providing an outstanding education for the students at Padbury Primary School. We continue to value the effective partnership between the school and the Padbury community. Our strong values based ethos has enabled the multitude of wonderful programs, details of which are in this report.

Thank you to the Parents & Citizens Association for their continued support. The P&C continue to maintain an effective and valuable partnership with the school in decision making, volunteer support and fantastic fundraising through a range of events.

Parent volunteers remain vital to our school community. The parents who volunteer in the classrooms each week assist student learning to be focussed on the needs of students.

I trust that parents find our Annual School Report informative and gives them confidence in our school programs.

Neil Wood
Principal

School Profile

Padbury Primary School is located approximately 25 kilometres north of the Perth CBD in the City of Joondalup. It is situated in a green beltway adjacent to local MacDonald Reserve. Our appeal is that of a small family oriented school with a strong sense of community, the values we celebrate and the commitment to realising the potential of each and every student in our care.

The school is surrounded by well-kept, undulating grounds including reticulated school oval, shaded play areas with mature native tuart trees and a range of play areas to support a wide variety of learning and play activities.

We share our location with the West Coast Language Development centre. We have an onsite Dental Therapy Centre. Families can also access the services of a school nurse, a School Psychologist and our School Chaplain. After hours and Vacation care is also available on the school site.

Our Vision

Padbury Primary School aims to develop a school community which encourages personal, social and environmental responsibilities. The school is committed to providing a supportive environment that challenges students to achieve excellence in all endeavours and to be active citizens of the local and global community.

Purpose

- To educate and equip children to take their place in society as confident and responsible citizens.
- To assist and encourage each child to achieve at their optimum level.
- To cater for individual differences among children; and
- To encourage children to take pride in their work and in the work of others and to endeavour to do their best at all times.

Our Learning Beliefs and Values

At Padbury Primary School we believe:

- All children can learn
- Learning is developmental and it occurs in different ways and at varying rates
- Literacy is embedded across all learning areas
- Learning begins with what students know and scaffolds to new learning
- Learning is enhanced when a successful partnership exists between home and school
- Learning should be relevant, meaningful and enjoyable

Code of Conduct



School Priorities for 2018

- **Improving literacy and numeracy performance**

Staff planning, teaching, assessing and reporting practices reflect the requirements of the Australian Curriculum. Staff continued to embed common understandings and approaches to writing and reading comprehension. A strong spelling focus was evident during 2018 with staff working collaboratively to develop a whole school progression for the teaching of spelling.

Grounds Improvements

A range of projects aimed at enhancing the physical appearance of the school and improving student facilities were undertaken during 2018. Borders were installed around all garden beds. These not only improved the appearance of the grounds but also assisted in keeping paths and access ways clear of debris. These borders were co-funded by Padbury PS, West Coast LDC and the Padbury PS P&C.

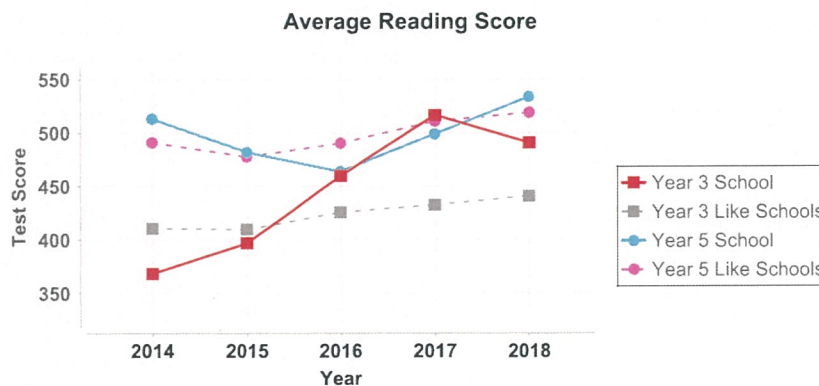
Two significant Nature Play projects were also undertaken. The first of these, in the early childhood area provide students with opportunities to develop their play in a natural setting. This project was co-funded by the Padbury PS, West Coast LDC and the Padbury PS P&C. The second project provides additional natural play opportunities for students in Years 1-6. This project was supported by a significant contribution from the Department of Education together with additional funding from Padbury PS, West Coast LDC and the Padbury PS P&C.

Student Performance – Academic

Literacy

Literacy continues to be a key priority and in 2018 the school continued to work towards embedding common approaches for literacy.

2018 Reading Results



NAPLAN Comparative Performance for Reading

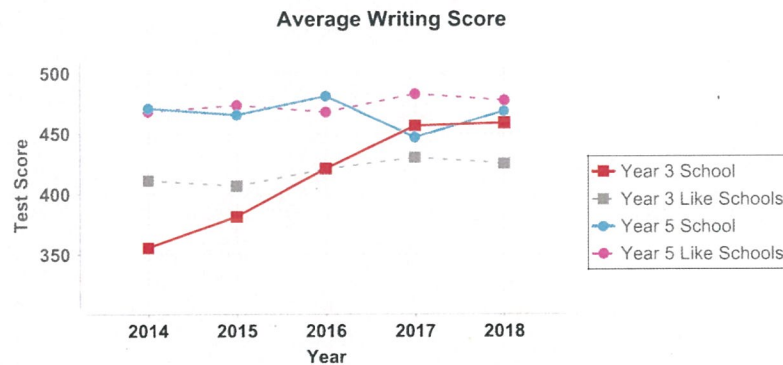
YEAR 3	2014	2015	2016	2017	2018
Reading	-1.7	-0.6	1.8	3.3	1.9

YEAR 5	2014	2015	2016	2017	2018
Reading	1.5	-0.2		-0.8	-0.5

1	Above Expected - more than one standard deviation above the predicted school mean
2	Expected - within one standard deviation of the predicted school mean
3	Below Expected - more than one standard deviation below the predicted school
	If blank, then no data available or number of students is less than 6

Despite a fall in the Year 3 overall mean score from 2017, this cohort of students still performed above like schools and achieved above the expected predicted mean. The Year 5 overall mean was also above like schools and within the expected performance range.

2018 Writing Results



NAPLAN Comparative Performance for Writing

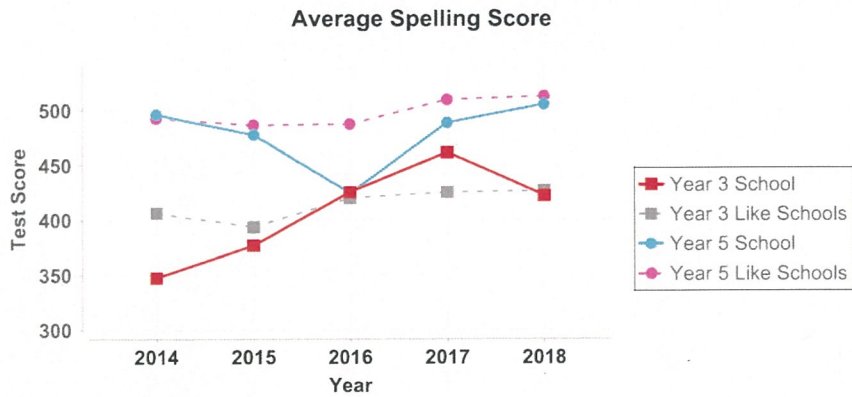
YEAR 3	2014	2015	2016	2017	2018
Writing	-1.8	-0.9	0.3	1.5	1.7

YEAR 5	2014	2015	2016	2017	2018
Writing	0.1	0.2		-1.4	-0.3

1	Above Expected - more than one standard deviation above the predicted school mean
2	Expected - within one standard deviation of the predicted school mean
3	Below Expected - more than one standard deviation below the predicted school
	If blank, then no data available or number of students is less than 6

The 2018 NAPLAN writing assessment was a persuasive text. It is pleasing to note Year 3 writing continues to be well above like schools and expected performance. The Year 5 mean score demonstrated improvement from 2017 and performance was within the expected range.

2018 Spelling Results



NAPLAN Comparative Performance for Spelling

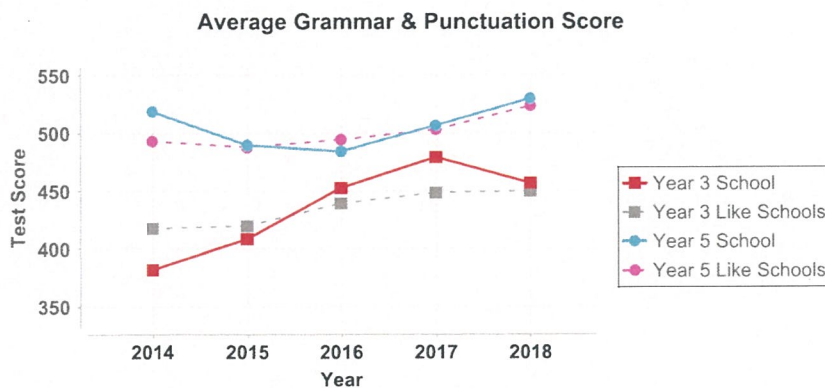
YEAR 3	2014	2015	2016	2017	2018
Spelling	-2.4	-0.9	0.5	1.8	0.0

YEAR 5	2014	2015	2016	2017	2018
Spelling	-0.4	-0.8		0.7	-0.3

1	Above Expected - more than one standard deviation above the predicted school mean
2	Expected - within one standard deviation of the predicted school mean
3	Below Expected - more than one standard deviation below the predicted school
	If blank, then no data available or number of students is less than 6

Spelling results in 2018 indicate that both Year 3 and 5 performed on par with like school and within expected ranges.

2018 Grammar and Punctuation Results



NAPLAN Comparative Performance for Grammar & Punctuation

YEAR 3	2014	2015	2016	2017	2018
Grammar & Punctuation	-1.2	-0.5	0.8	1.1	0.4

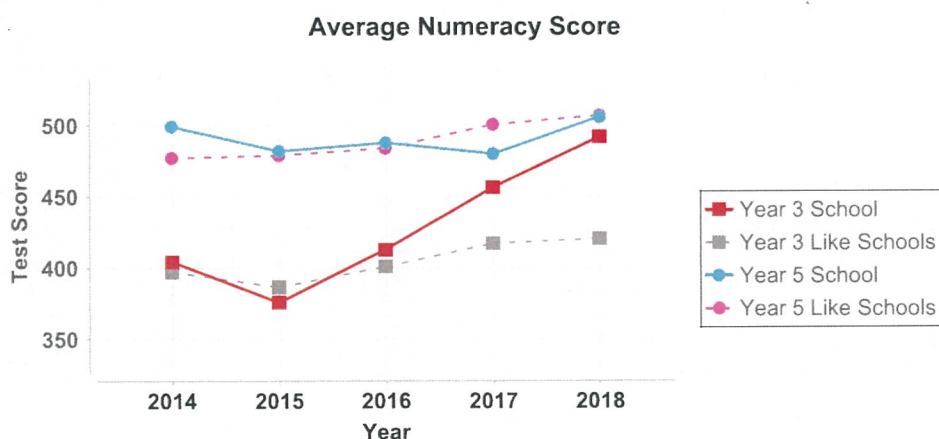
YEAR 5	2014	2015	2016	2017	2018
Grammar & Punctuation	1.6	0.4		0.5	0.5

1	Above Expected - more than one standard deviation above the predicted school mean
2	Expected - within one standard deviation of the predicted school mean
3	Below Expected - more than one standard deviation below the predicted school
	If blank, then no data available or number of students is less than 6

Grammar and Punctuation results in 2018 indicate that both Year 3 and 5 performed on par with like school and within expected ranges.

Numeracy

Number and problem solving skills were the main focus areas within Mathematics. Teachers again utilised a text, iMaths, which has an Australian Curriculum alignment.



NAPLAN Comparative Performance for Numeracy

YEAR 3	2014	2015	2016	2017	2018
Numeracy	0.4	-0.7	0.6	1.9	3.3

YEAR 5	2014	2015	2016	2017	2018
Numeracy	0.9	0.2		-1.2	0.1

1	Above Expected - more than one standard deviation above the predicted school mean
2	Expected - within one standard deviation of the predicted school mean
3	Below Expected - more than one standard deviation below the predicted school
	If blank, then no data available or number of students is less than 6

The year 3 mean score was well above like schools above expected performance. Year 5 saw an improvement from 2017 in terms of mean score. This cohort also performed within the expected performance range.

Progress and Achievement

It is very useful for staff to consider the achievement by students between PP and Year 3. In 2018 all students achieved to a satisfactory or better level. All students in this cohort achieved at a Satisfactory or higher level. All students made a minimum of Moderate progress.

Pre-Primary – Year 3

Numeracy

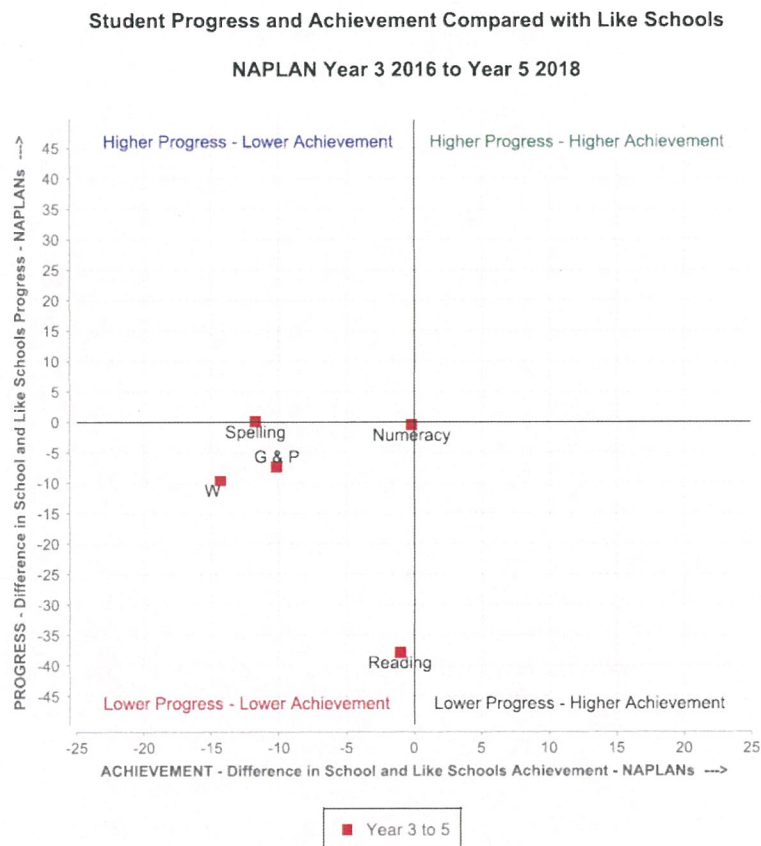
Gender	ATSI	LBOTE	Class	Achievement				Near Cut	On Entry to Year 3 NAPLAN				National Standard		
				On Entry	Score	Limited Satisfactory	Good Excellent		Achievement	2018 Grade	Very Low	Low		Moderate	High
F			15 Year 3/4	0.9	409			Satisfactory	C					Moderate	▲
F			15 Year 3/4	1.2	475			Good	G/E B					High	▲
M			15 Year 3/4	0.6	465			Good	C					Very High	▲
M	Y		15 Year 3/4	1.4	560			Excellent	A					Very High	▲
F			15 Year 3/4	1.2	498			Excellent	B					Very High	▲
M				1.1	498			Excellent	C					Very High	▲
F	Y		15 Year 3/4	1.1	498			Excellent	B					Very High	▲
F			15 Year 3/4	1.1	525			Excellent	C					Very High	▲
M			15 Year 3/4		498			Excellent	C					Very High	▲

Reading

Gender	ATSI	LBOTE	Class	Achievement				Near Cut	On Entry to Year 3 NAPLAN				National Standard		
				On Entry	Score	Limited Satisfactory	Good Excellent		Achievement	2018 Grade	Very Low	Low		Moderate	High
F			15 Year 3/4	0.6	415			Satisfactory	C					Moderate	▲
M	Y		15 Year 3/4	0.8	474			Good	B					Moderate	▲
F			15 Year 3/4	0.5	430			Good	S/G C					Moderate	▲
F			15 Year 3/4	0.8	503			Good	G/E B					Moderate	▲
M			15 Year 3/4	0.4	460			Good	C					High	▲
F			15 Year 3/4	0.8	533			Excellent	B					High	▲
M			15 Year 3/4	0.2	564			Excellent	B					Very High	▲
M				0.3	518			Excellent	C					Very High	▲
F	Y		15 Year 3/4	0.5	518			Excellent	B					Very High	▲

Year 3 (2016) to Year 5 (2018)

The graph below indicates the progress and achievement of stable cohort students between Year 3 (2016) and Year 5 (2018). Whilst the Year 5 performance was within expected ranges for all assessment areas, it was noted that achievement and progress compared to like schools was lower than might be expected. Whilst performance was close to like schools in most assessments, relevant staff have identified this as a concern.



2018 Programs

Throughout 2018, Padbury Primary School offered a number of successful in-school and extra-curricular programs and activities for identified students. These include, but are not limited to the following:

Early Year Extension (EYE)

This program is provided by the NMER PEAC and is offered to identified students in Years 1 -3.

Instrumental Music

This program is provided by the School of Instrumental Music (SIM) and is offered to identified Year 6 students.

The Arts

In 2018 the music program was again conducted by Mrs Talmage. Children were exposed to a range of musical activities. The choir participated in a number of high quality performances including the ANZAC Service, One Big Voice Song Festival (at Perth Arena) and the Graduation Ceremony.

Mrs Reid continued the outstanding visual arts program in 2018 and the children were again provided with a wide range of opportunities to explore art and craft through a variety of media. Regular displays of students' work were featured around the school and these provide colourful evidence of the quality of the program offered.

Japanese (Languages Other than English)

Japanese was taught from year 1 to year 6. The focal points of the classes were the four micro-skills; Listening, Speaking, Reading and Writing, as well as intercultural awareness. The hiragana alphabet, katakana alphabet and Kanji characters were introduced in all year levels.

Highlights

- Early introduction of hiragana and katakana alphabets in year 3
- Early introduction of kanji characters in year 5

Physical Education

2018 was again a busy year in the area of physical education. The program was run by Mrs Holmes and students were involved in physical education lessons each week as well as organised senior sport sessions. Students participated at the interschool cross country event as well as competing in soccer, modcrosse and netball at the winter carnival. All teams participated well against the other schools and the soccer and modcrosse teams were successful in winning the Division "B" events. During term 3, students participated in the school and interschool athletics carnivals.

A number of well attended clinics were organised from a variety of sporting associations and this enhanced the PE program and provided students with the opportunity to try different sports.

In-term Swimming

Lessons for all students from Pre-Primary to Year 6 were conducted in Term 2 at Craigie Leisure Centre.

Edu-Dance

Edu-Dance was again a highlight of the Padbury school year. All students attended dance lessons during term 3 with a qualified instructor. Students learnt the moves to well-honed Hip Hop and Modern dance moves. The lessons culminated with a showcase performance from each class presented to delighted parents and community members.

Anzac Assembly

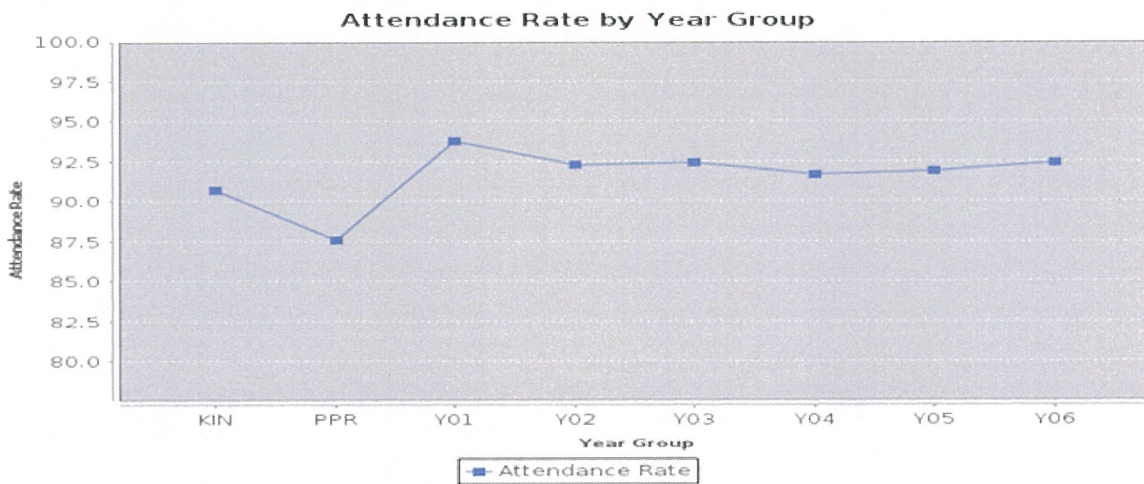
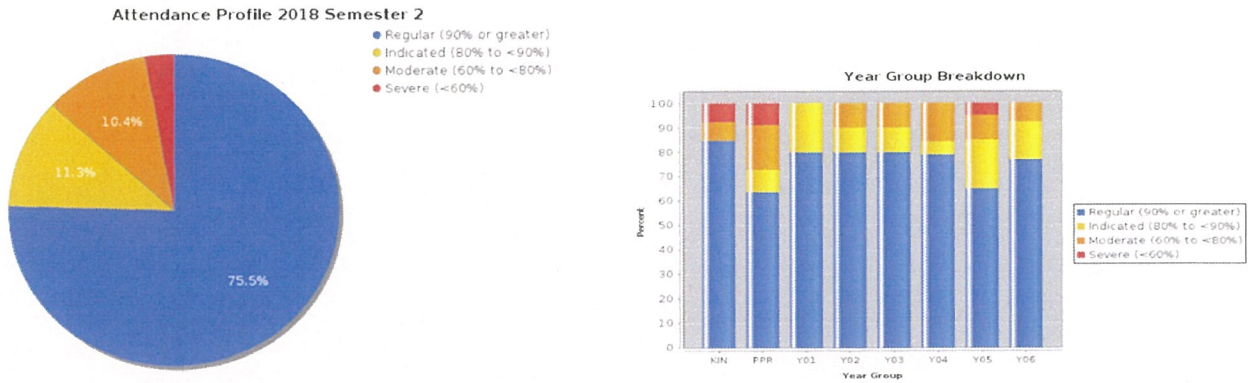
The Padbury Community came together for a wonderful ANZAC Commemorative Service in our school garden. Students were able to reflect upon and respect the contribution of past Australians to their present lives. The school choir preformed a medley of songs.

2018 Highlights:

- One Voice Song Festival
- In-Term Swimming Lessons
- Edu Dance
- Parent Open Night – this was attended by 80% of our students and their parents
- ANZAC Day service
- Lapathon
- Student Leadership Conference
- Book Week Assembly
- Harmony Day
- Year 6 Graduation

Attendance

The school's overall attendance rate for 2018 was 93.9%, comparable with 2017 (93.45%).



The school has highlighted the need for regular attendance with families via the school newsletter and personal letters to parents when their child's attendance falls below 90%. This will continue to be promoted through a range of strategies in 2019.

Destination of Students for 2019

Destination Schools	Total
Duncraig Senior High School	11
Warwick Senior High School	1

Staff Profile

The Padbury Primary School staff is very experienced. All teaching staff meet the professional requirements to teach in Western Australia schools and are registered with the Teacher Registration Board of Western Australia.

Teachers attended Professional learning opportunities through the designated Professional Development days or attended courses during school hours or after hours.

Courses attended during 2018 focussed on Digital Technologies and developing a whole school approach to ensuring all staff have a sound understanding of this.

2018 Padbury PS Staff

TEACHING STAFF	SUPPORT STAFF
Neil Wood	<u>Registrar/School Officer</u>
Kim Atkins	Teri Tan
Jackie Thomas	Tania Miltrup
Kylie Mathwin	<u>Education Assistants</u>
Sandy Aravidis	Joanne Andrews
Donna Reid	Julie Bayntun
Paula Flugge	Tania Miltrup
Claire Adams	<u>Library Officer</u>
Rick Gillett	Pip Cawley
Karen Holmes	<u>Cleaners</u>
Margaret Talmage	Jan Togher
Saowarak Srisukkho	Esther Esther
	<u>Gardener</u>
	Max Walker

School Council

The School Council is a representative body which oversees school operations. During 2018 these activities included:

- reviewing and endorsing the Annual Report 2017;
- reviewing and endorsing the school operational plan and budget;
- endorsing the Schedule of Contributions and Charges 2018;
- reviewing the school's performance in NAPLAN assessments.

Parents and Citizen's Association

Fundraising ventures have enabled the Reading Eggs program to be supported by our P&C as well as supporting the purchase of new reading resources for all classes and year levels. The canteen and book-club are also run thanks to the P&C volunteers

The P&C Association was again active throughout 2018, supporting the school financially via a range of fund raising activities including:

- free dress days
- Easter raffle & colouring in competition
- BBQ and toy/book stall - Whitfords Lions Fair
- Mothers' Day markets
- Fathers' Day Raffle
- Election BBQ
- Lapathon
- Faction Carnival cake stall
- Interschool Sports Carnival Cake Stall & BBQ
- Entertainment Books
- School and Correspondence Bags
- Scholastic Book Orders
- School Canteen & end of term canteen events
- Second Hand Uniform Shop
- Cake stall prior to school assembly

Sincere thanks must go to committee members and volunteer organizers for all of their hard work towards another successful year. During 2018 the P&C supported significant new resourcing during the year including funding for:

- Curriculum support;
- Laptop computers;
- New reading resources;
- Subscription for Reading Eggs on-line program
- Subsidising the Year 5/6 camp
- Nature Play equipment in K/PP and for Year 1-6
- Provision of an access path from bottom carpark to K/PP area

National School Opinion Surveys

Preamble: The requirement for schools to conduct the National School Opinion Surveys every two years commenced in 2014. All three survey tools were conducted in Term 3 2018. Parents were advised of the survey (with the link) via the school newsletter and parents' Facebook page on several occasions. 3 classes also used Class Dojo to advise parents of the survey. Staff were advised of the survey (with the link) via a staff memo. Student surveys, conducted with Year 5 and 6 students were completed on-line. The parent responses represent 30% of families in the school.

The feedback from the surveys indicate high levels of satisfaction with the school across all three groups of respondents. The full report is available from the school upon request.

Mandated Questions

Ratings are based on a 1-5 scale (1 = strongly disagree, 5 = strongly agree)	Staff (16)	Students (31)	Parents (22)	ITEM MEAN
Teachers at this school expect my child to do his/her best	4.6	4.4	4.7	4.6
Teachers at this school provide my child with useful feedback	4.4	3.8	4.4	4.2
Teachers at this school treat students fairly	3.8	3.8	4.4	4.0
This school is well maintained	3.8	4.1	4.0	4.0
My child feels safe at this school	4.2	4.3	4.5	4.3
I can talk to my child's teachers about my concerns	4.1		4.7	4.4
Students/parents at this school can talk to teachers about their concerns	4.2	3.6		3.9
Student behaviour is well managed at this school	4.1	3.7	4.2	4.0
My child likes being at this school	4.2	3.7	4.6	4.0
This school looks for ways to improve	4.1	4.1	3.9	4.0
This school takes parents'/students' opinions seriously		3.7	3.9	3.8
This school takes staff opinions seriously	3.5			3.5
Teachers at this school motivate my child to learn	4.4	4.2	4.5	4.4
My child is making good progress at this school			4.5	4.5
My child's needs are being met at this school	4.3		4.4	4.35
This school works with me to support my child's learning	4.1		4.4	4.25
I receive useful feedback about my work at this school	4.0			4.0
Staff are well supported at this school	3.6			3.6
My school gives me opportunities to do interesting things		4.1		4.1
My teachers are good teachers		4.3		4.3
My teachers care about me		4.1		4.1
MEAN SCORE	4.1	4.0	4.4	

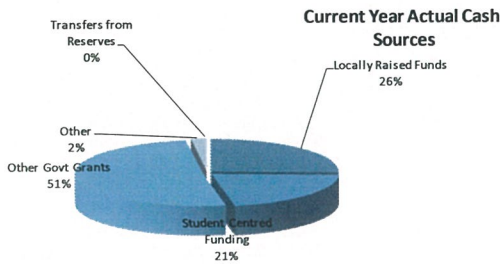
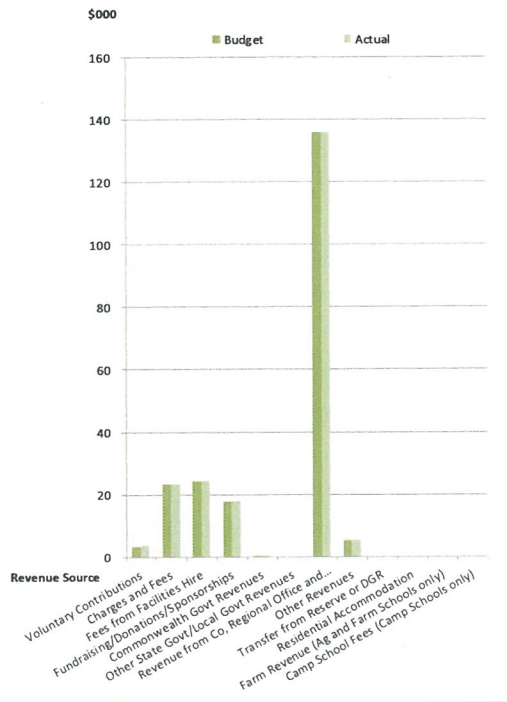
	Staff	Students	Parents	ITEM MEAN
This school has a strong relationship with the local community	4.3		3.9	4.1
This school is well led	3.6		4.1	3.85
I am satisfied with the overall standard of education achieved at this school	4.3		4.4	4.35
I would recommend this school to others	4.3		4.3	4.3
Teachers at this school are good teachers	4.4		4.6	4.5
Teachers at this school care about their students	4.4		4.6	4.5
MEAN SCORE	4.2		4.3	

Insert your School Logo Here or Delete if not required

Padbury Primary School Financial Summary as at 31 December 2018

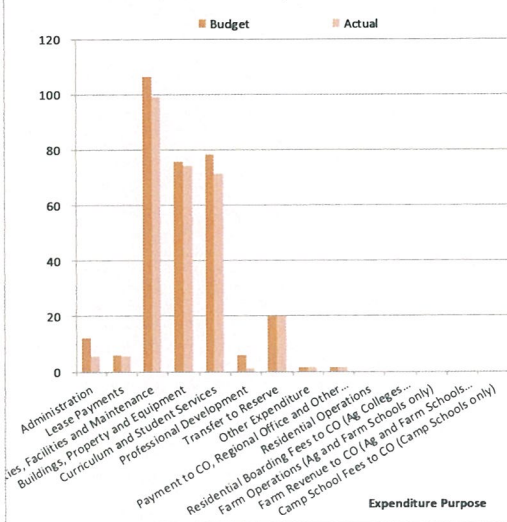
Revenue - Cash & Salary Allocation	Budget	Actual
1 Voluntary Contributions	\$ 3,490.00	\$ 3,550.00
2 Charges and Fees	\$ 23,147.00	\$ 23,146.70
3 Fees from Facilities Hire	\$ 24,278.00	\$ 24,277.50
4 Fundraising/Donations/Sponsorships	\$ 17,697.00	\$ 17,697.00
5 Commonwealth Govt Revenues	\$ 481.00	\$ 481.06
6 Other State Govt/Local Govt Revenues	\$ -	\$ -
7 Revenue from Co, Regional Office and Other Schools	\$ 136,030.00	\$ 136,029.60
8 Other Revenues	\$ 5,295.00	\$ 5,332.44
9 Transfer from Reserve or DGR	\$ -	\$ -
10 Residential Accommodation	\$ -	\$ -
11 Farm Revenue (Ag and Farm Schools only)	\$ -	\$ -
12 Camp School Fees (Camp Schools only)	\$ -	\$ -
Total Locally Raised Funds	\$ 210,418.00	\$ 210,514.29
Opening Balance	\$ 118,267.00	\$ 118,267.01
Student Centred Funding	\$ 57,131.00	\$ 57,130.50
Total Cash Funds Available	\$ 385,816.00	\$ 385,911.80
Total Salary Allocation	\$ -	\$ -
Total Funds Available	\$ 385,816.00	\$ 385,911.80

Locally Generated Revenue - Budget vs Actual

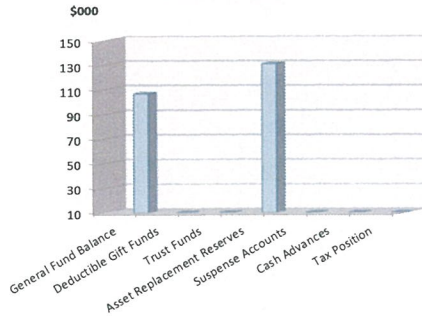


Expenditure - Cash and Salary	Budget	Actual
1 Administration	\$ 12,242.00	\$ 5,421.34
2 Lease Payments	\$ 5,788.00	\$ 5,596.94
3 Utilities, Facilities and Maintenance	\$ 106,255.00	\$ 98,913.44
4 Buildings, Property and Equipment	\$ 75,513.00	\$ 74,038.33
5 Curriculum and Student Services	\$ 78,174.00	\$ 71,165.75
6 Professional Development	\$ 6,000.00	\$ 1,198.30
7 Transfer to Reserve	\$ 20,000.00	\$ 20,000.00
8 Other Expenditure	\$ 1,594.00	\$ 1,384.33
9 Payment to CO, Regional Office and Other Schools	\$ 1,588.00	\$ 1,587.56
10 Residential Operations	\$ -	\$ -
11 Residential Boarding Fees to CO (Ag Colleges only)	\$ -	\$ -
12 Farm Operations (Ag and Farm Schools only)	\$ -	\$ -
13 Farm Revenue to CO (Ag and Farm Schools only)	\$ -	\$ -
14 Camp School Fees to CO (Camp Schools only)	\$ -	\$ -
Total Goods and Services Expenditure	\$ 307,154.00	\$ 279,305.99
Total Forecast Salary Expenditure	\$ -	\$ -
Total Expenditure	\$ 307,154.00	\$ 279,305.99
Cash Budget Variance	\$ 78,662.00	

Goods and Services Expenditure - Budget vs Actual



Cash Position



Cash Position as at:	
Bank Balance	\$ 238,050.27
Made up of:	\$ -
1 General Fund Balance	\$ 106,605.81
2 Deductible Gift Funds	\$ -
3 Trust Funds	\$ -
4 Asset Replacement Reserves	\$ 130,834.46
5 Suspense Accounts	\$ 2,755.00
6 Cash Advances	\$ 100.00
7 Tax Position	\$ 2,045.00
Total Bank Balance	\$ 238,050.27