



PADBURY PRIMARY SCHOOL



Caring for the Future

2022 School Report

Principal's Message

It is with pleasure that I present the 2022 Annual School Report. It provides parents, carers and members of the wider community with information about Padbury Primary School's activities and performance during 2022.

Padbury Primary School is a dynamic and successful public school which maintains high academic standards and extends students through a range of learning opportunities including music, physical education, visual arts, STEM and Japanese.

I would like to acknowledge staff and parents who have dedicated themselves to providing an outstanding education for the students at Padbury Primary School. We continue to value the effective partnership between the school and the Padbury community. Our strong values-based ethos has enabled the multitude of wonderful programs, details of which are in this report.

Thank you to the Parents & Citizens Association for their continued support. The P&C continue to maintain an effective and valuable partnership with the school in decision making, volunteer support and fantastic fundraising through a range of events.

I trust that parents find our Annual School Report informative and gives them confidence in our school programs.

Neil Wood
Principal

School Profile

Padbury Primary School is located approximately 25 kilometres north of the Perth CBD in the City of Joondalup. It is situated in a green beltway adjacent to local MacDonald Reserve. Our appeal is that of a small family-oriented school with a strong sense of community, the values we celebrate and the commitment to realising the potential of each and every student in our care.

The school is surrounded by well-kept, undulating grounds including reticulated school oval, shaded play areas with mature native tuart trees and a range of play areas to support a wide variety of learning and play activities.

We share our location with the West Coast Language Development centre. We have an onsite Dental Therapy Centre. Families can also access the services of a school nurse, a School Psychologist and our School Chaplain. After hours and Vacation care is also available on the school site.

Our Vision

Padbury Primary School aims to develop a school community which encourages personal, social and environmental responsibilities. The school is committed to providing a supportive environment that challenges students to achieve excellence in all endeavours and to be active citizens of the local and global community.

Purpose

- To educate and equip children to take their place in society as confident and responsible citizens.
- To assist and encourage each child to achieve at their optimum level.
- To cater for individual differences among children; and
- To encourage children to take pride in their work and in the work of others and to endeavour to do their best at all times.

Our Learning Beliefs and Values

At Padbury Primary School we believe:

- All children can learn
- Learning is developmental and it occurs in different ways and at varying rates
- Literacy is embedded across all learning areas
- Learning begins with what students know and scaffolds to new learning
- Learning is enhanced when a successful partnership exists between home and school
- Learning should be relevant, meaningful and enjoyable

Code of Conduct



School Priorities for 2022

- **Sustaining literacy and numeracy performance**

Staff planning, teaching, assessing and reporting practices reflect the requirements of the Australian Curriculum. Staff continued to embed common understandings and approaches to writing and reading comprehension. A strong spelling focus was evident during 2022 with staff working collaboratively to implement a whole school progression for the teaching of spelling.

- **Building staff capacity to develop effective health and well-being programs**

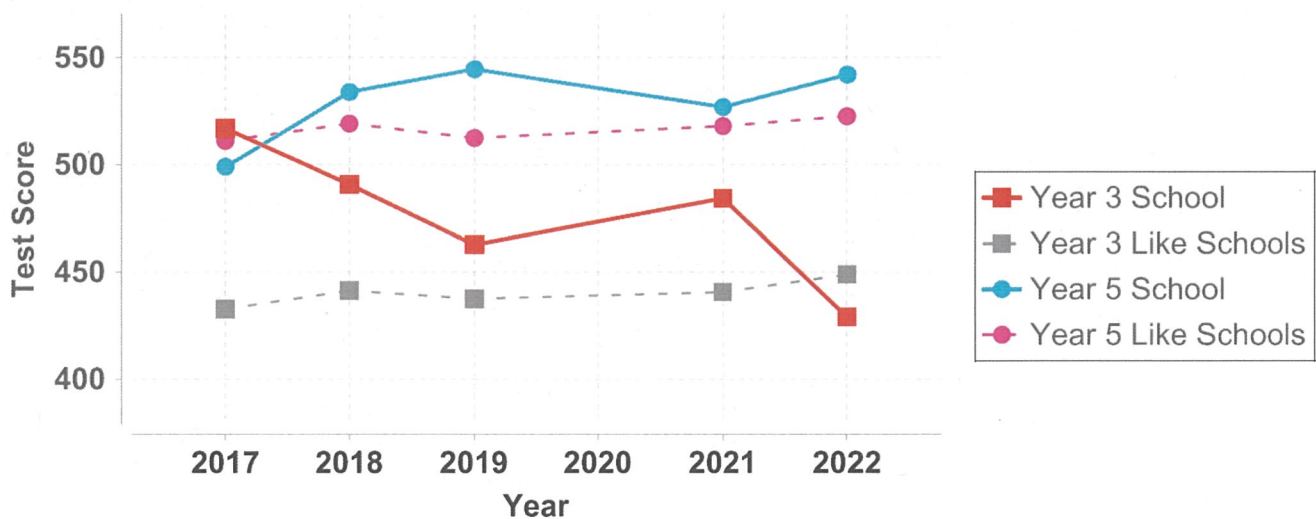
Staff continued to undertake an online learning program – Be You – to provide the capacity to develop effective, whole school approaches to improving and maintaining student (and staff) health and wellbeing. This initiative commenced in the latter part of 2021 and will enable teachers to identify strategies which meet the needs of the children in their class/year level.

Student Performance – Academic

Reading

Since 2017, Year 3 mean scores have remained above like schools. Although the Year 3 mean score was below like schools in 2022, the cohort achieved as expected in relation to the predicted school mean. Year 5 mean scores have demonstrated an upward trend since 2017 and was again above like schools in 2022. The cohort achieved as expected in relation to the predicted school mean.

Average Reading Score



NAPLAN Comparative Performance for Reading

No comparative data is available for 2022

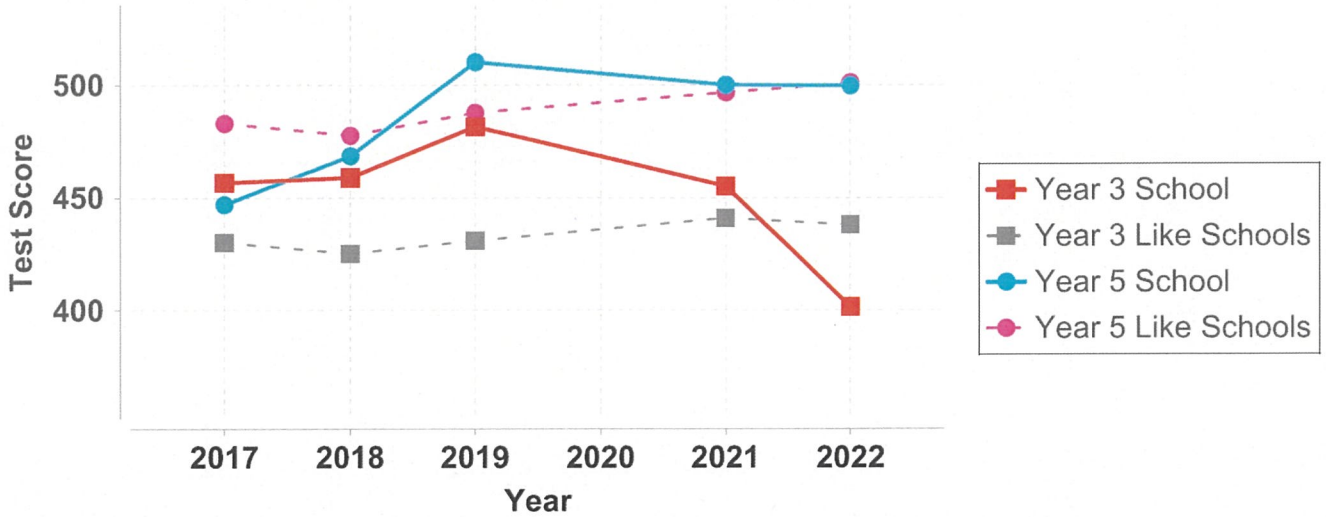
Year 3						Year 5					
2016	2017	2018	2019	2021	2022	2016	2017	2018	2019	2021	2022
1	1	1	1	1			2	2	2	2	

1	Above Expected - more than one standard deviation above the predicted school mean
2	Expected - within one standard deviation of the predicted school mean
3	Below Expected - more than one standard deviation below the predicted school
	If blank, then no data available or number of students is less than 6

Writing

Since 2017, Year 3 mean scores have been above like schools. Although the Year 3 mean score was below like schools in 2022, the cohort achieved as expected in relation to the predicted school mean. The Year 5 mean score was comparable to like schools in 2022 and as expected in relation to the predicted school mean.

Average Writing Score



NAPLAN Comparative Performance for Writing

No comparative data is available for 2022

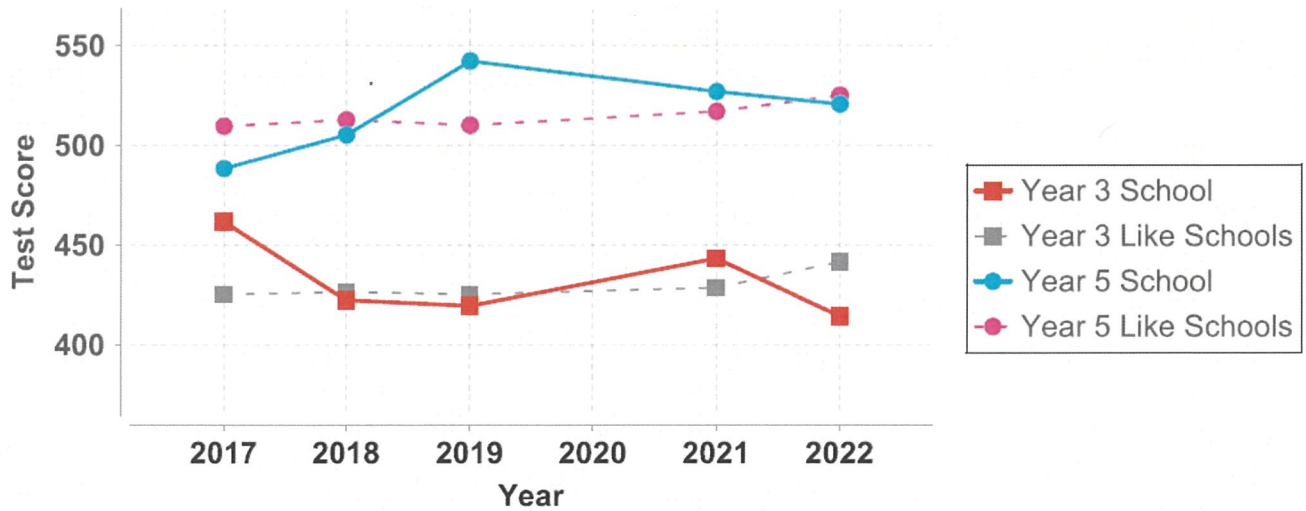
Year 3						Year 5					
2016	2017	2018	2019	2021	2022	2016	2017	2018	2019	2021	2022
2	2	2	2	2			3	2	2	2	

1	Above Expected - more than one standard deviation above the predicted school mean
2	Expected - within one standard deviation of the predicted school mean
3	Below Expected - more than one standard deviation below the predicted school
	If blank, then no data available or number of students is less than 6

Spelling

Since 2017, Year 3 mean scores have been comparable to like schools. Although the Year 3 mean score was below like schools in 2022, the cohort achieved as expected in relation to the predicted school mean. The Year 5 mean score was comparable to like schools in 2022 and as expected in relation to the predicted school mean.

Average Spelling Score



NAPLAN Comparative Performance for Spelling

No comparative data is available for 2022

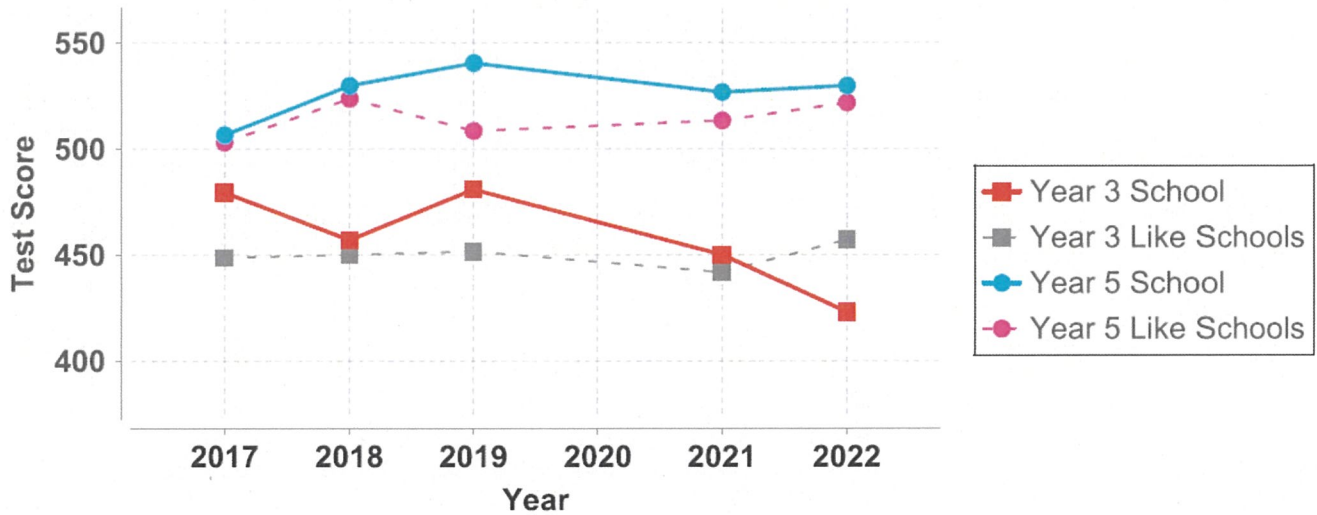
Year 3						Year 5					
2016	2017	2018	2019	2021	2022	2016	2017	2018	2019	2021	2022
2	1	2	2	2			2	2	2	1	

1	Above Expected – more than one standard deviation above the predicted school mean
2	Expected – within one standard deviation of the predicted school mean
3	Below Expected – more than one standard deviation below the predicted school
	If blank, then no data available or number of students is less than 6

Grammar and Punctuation

Since 2017, Year 3 mean scores have been above like schools. Although the Year 3 mean score was below like schools in 2022, the cohort achieved as expected in relation to the predicted school mean. The Year 5 mean score was slightly above like schools in 2022 and as expected in relation to the predicted school mean.

Average Grammar & Punctuation Score



NAPLAN Comparative Performance for Grammar & Punctuation

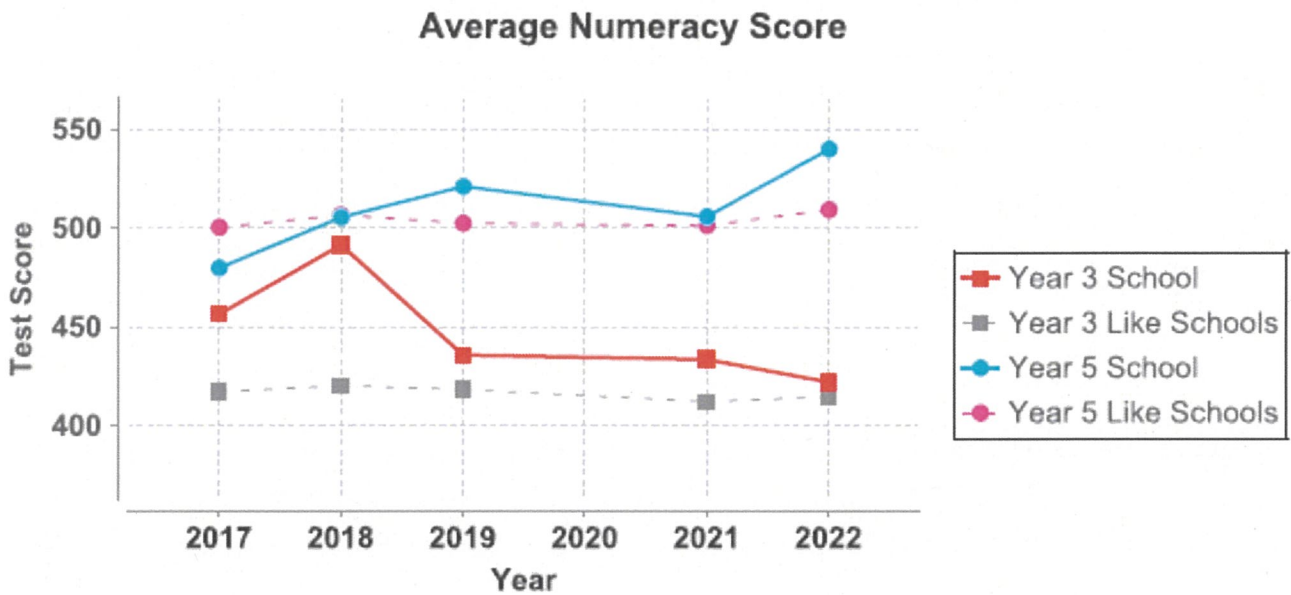
No comparative data is available for 2022

Year 3						Year 5					
2016	2017	2018	2019	2021	2022	2016	2017	2018	2019	2021	2022
2	1	2	1	2		2	2	2	2	2	

1	Above Expected – more than one standard deviation above the predicted school mean
2	Expected – within one standard deviation of the predicted school mean
3	Below Expected – more than one standard deviation below the predicted school
	If blank, then no data available or number of students is less than 6

Numeracy

Since 2017, Year 3 mean scores have been above like schools. This trend continued in 2022. Year 5 mean scores have demonstrated an upward trend since 2017. This trend continued in 2022. Numeracy results in 2022 indicate that both Year 3 and 5 performed above like schools and both cohorts were within one standard deviation of the predicted school mean.



NAPLAN Comparative Performance for Numeracy

No comparative data is available for 2022

Year 3						Year 5					
2016	2017	2018	2019	2021	2022	2016	2017	2018	2019	2021	2022
2	2	2	2	2			3	2	2	2	

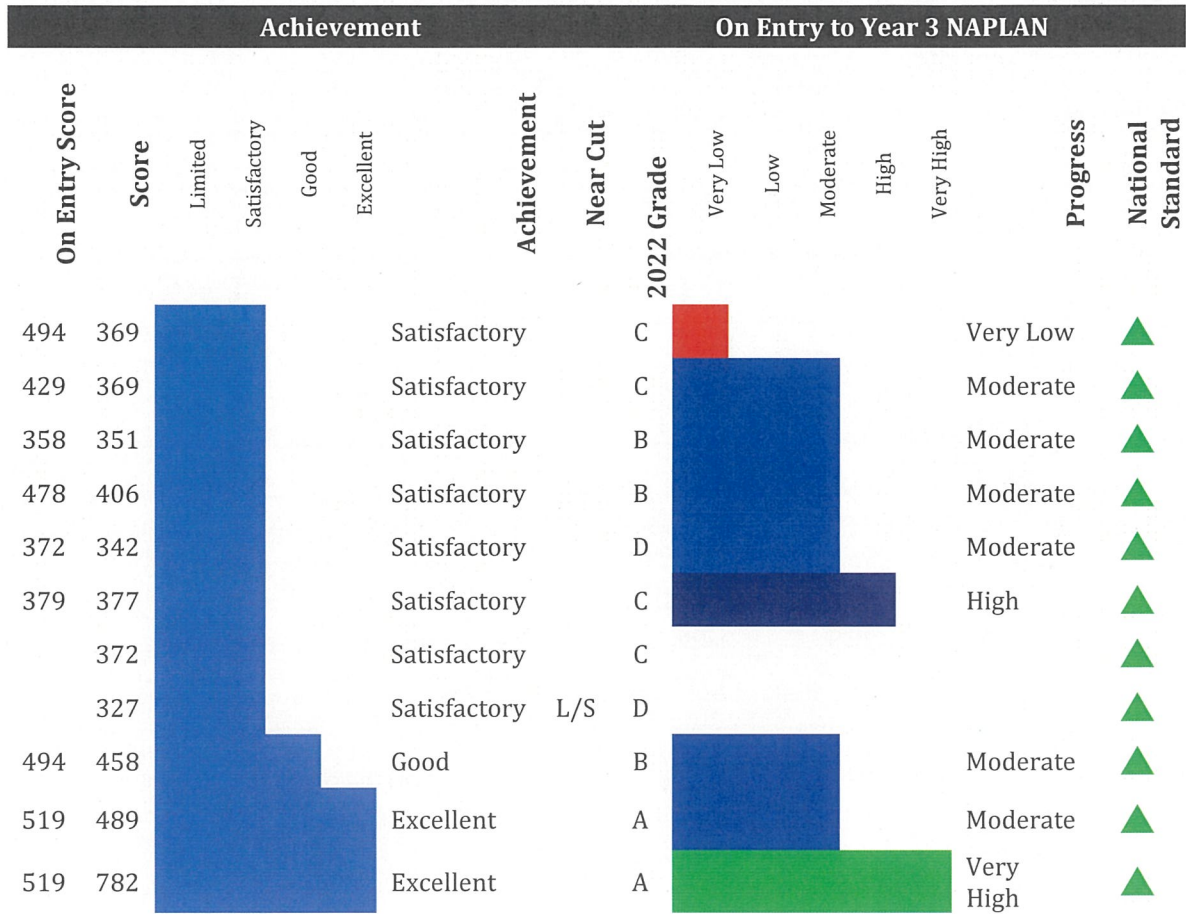
1	Above Expected – more than one standard deviation above the predicted school mean
2	Expected – within one standard deviation of the predicted school mean
3	Below Expected – more than one standard deviation below the predicted school
	If blank, then no data available or number of students is less than 6

Progress and Achievement

Pre-Primary – Year 3

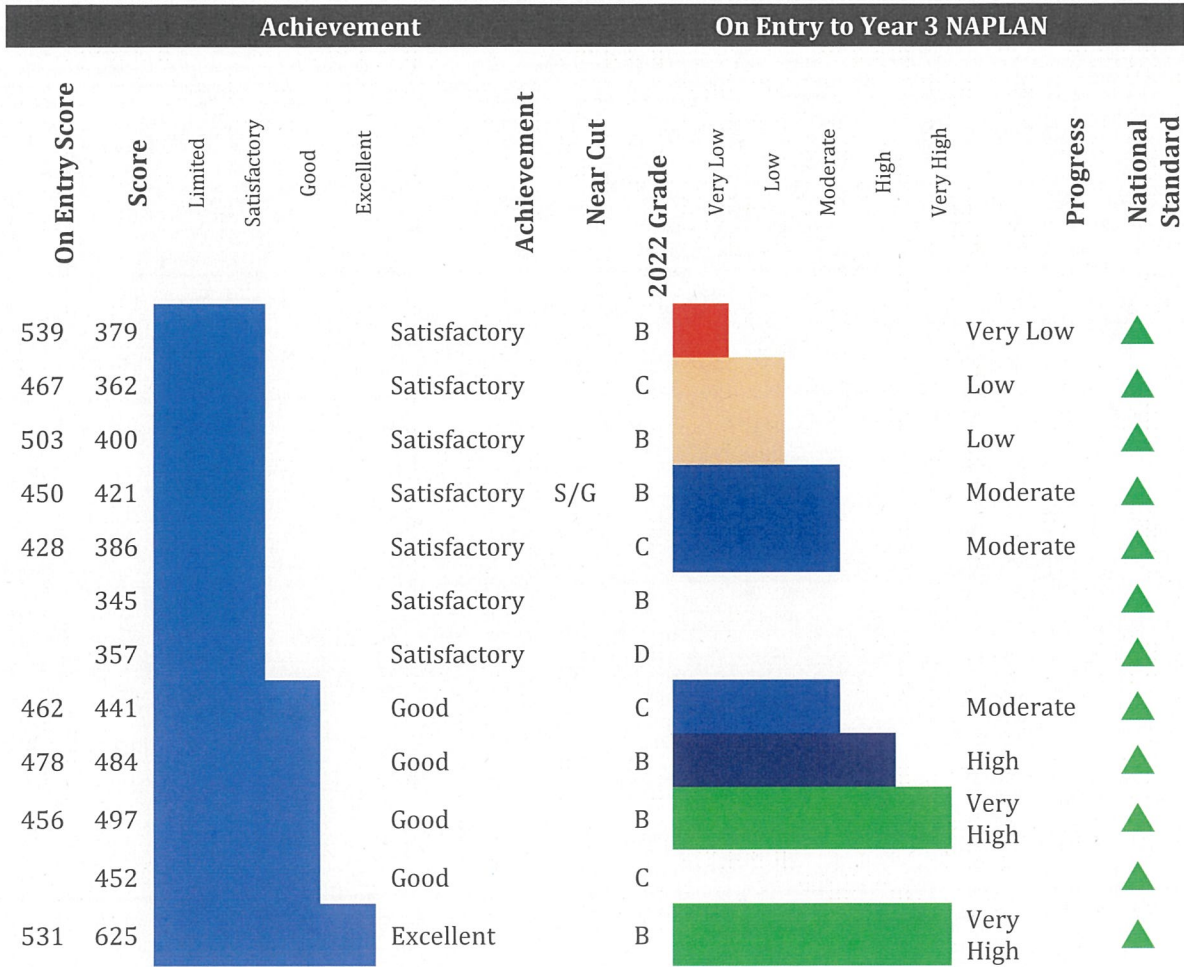
Numeracy

In 2022 all students achieved to a satisfactory or better level. All students except one made a minimum of Moderate progress.



Reading

In 2022 all students achieved to a satisfactory or better level. With the exception of three students, all students made Moderate progress or better.



Year 3 (2020) to Year 5 (2022)

The Year 5 cohort did not sit NAPLAN assessments as Year 3's in 2020 due to Covid-19, therefore no progress data is available. The achievement of the cohort is presented below.

Numeracy

All students achieved at a Satisfactory level or better.

Score	Achievement				Achievement	Near Cut	2022 Grade	National Standard
	Limited	Satisfactory	Good	Excellent				
526					Satisfactory	S/G	C	▲
445					Satisfactory		C	▲
484					Satisfactory		C	▲
486					Satisfactory		C	▲
500					Satisfactory		C	▲
544					Good		C	▲
562					Good		B	▲
564					Good		A	▲
553					Good		B	▲
567					Good		B	▲
555					Good		B	▲
695					Excellent		A	▲

Reading

In 2022 all students achieved to a satisfactory or better level.



2022 Programs

Throughout 2022, Padbury Primary School offered a number of successful in-school and extra-curricular programs and activities for identified students. These include, but are not limited to the following:

Early Year Extension (EYE)

This program is provided by the NMER PEAC and is offered to identified students in Years 1 -3.

Instrumental Music

This program is provided by the School of Instrumental Music (SIM) and is offered to identified Year 6 students.

The Arts

In 2022 the music program was again conducted by Mrs Alban. Children were exposed to a range of musical activities. After a temporary break due to Covid restrictions over the past two years, the choir was reformed and performed at assemblies during the year.

Mrs Reid continued the outstanding visual arts program in 2022 and the children were again provided with a wide range of opportunities to explore art and craft through a variety of media. Regular displays of students' work were featured around the school, and these provide colourful evidence of the quality of the program offered. Students were also engaged in designing artwork for the new regional office in Tuart Hill.

Japanese (Languages Other than English)

Japanese was taught from year 1 to year 6. The focal points of the classes were the four micro-skills; Listening, Speaking, Reading and Writing, as well as intercultural awareness. The hiragana alphabet, katakana alphabet and Kanji characters were introduced in all year levels.

Highlights

- Early introduction of hiragana and katakana alphabets in year 3
- Early introduction of kanji characters in year 5

Physical Education

2022 was again a busy year in the area of physical education. The program was run by Mrs Holmes and students were involved in physical education lessons each week as well as organised senior sport sessions. Students participated at the interschool cross country event as well as the Lightning Carnival, competing in soccer and netball. Students also participated in the school and interschool athletics carnivals.

A number of well attended clinics were organised from a variety of sporting associations and this enhanced the PE program and provided students with the opportunity to try different sports. During Term 4, students were able to develop a range of movement skills through the Gymbus program.

In-term Swimming

Lessons for all students from Pre-Primary to Year 6 were conducted in Term 1 at Craigie Leisure Centre.

Dance Program

A successful alternative to Dance was again a highlight of the Padbury school year. All students attended dance lessons during term 3 with a qualified instructor. Students learnt the moves to well-honed Hip Hop and Modern dance moves. The lessons culminated with a showcase performance from each class presented to delighted parents and community members.

Anzac Assembly

The school was unable to conduct an ANZAC service in 2022 due to Covid-19.

2022 Highlights:

- In-Term Swimming Lessons
- Dance Program
- Parent Open Night
- Student Leadership Conference

- Book Week Assembly
- Harmony Day
- Gymbus
- Year 5/6 Camp
- Year 6 Graduation

Attendance

The school's overall attendance rate for 2022 was 89.8%, comparable with like schools (90.1%). Regular attendance rates dropped significantly to 53% in 2022 compared to like schools (62.2%) and all WA public schools (51%). Covid-19 had a significant impact on attendance over the past two years and this is an area which will require some attention to address.

Destination of Students for 2022

Destination Schools	Total
Duncraig Senior High School	9
Woodvale Senior High School	1

Staff Profile

The Padbury Primary School staff is very experienced. All teaching staff meet the professional requirements to teach in Western Australia schools and are registered with the Teacher Registration Board of Western Australia.

Teachers attended Professional learning opportunities through the designated Professional Development days or attended courses during school hours or after hours.

2022 Padbury PS Staff

TEACHING STAFF	SUPPORT STAFF
Neil Wood	<u>Registrar/School Officer</u>
Kim Atkins	Teri Tan
<u>Teachers</u>	<u>Manager Corporate Services</u>
Jackie Thomas	Teri Tan
Jane White	<u>School Officer</u>
Madison Jones	Michelle Innes
Tammy Miller	<u>Library Officer</u>
Jaclyn Mitanoski	Pip Cawley
Sandy Aravidis	<u>Cleaners</u>
Donna Reid	Wannee Del Borello
Rick Gillett	Esther Esther
Karen Holmes	<u>Gardener</u>
Margaret Alban	Max Walker
Saowarak Srisukkho	
<u>Education Assistants</u>	
Julie Bayntun	
Veronica Casinader	

School Council

The School Council is a representative body which oversees school operations. During 2022 these activities included:

- reviewing and endorsing the Annual Report 2021;
- reviewing and endorsing the school operational plan and budget;
- endorsing the Schedule of Contributions and Charges 2022; and
- reviewing the school's performance in NAPLAN assessments;

Parents and Citizen's Association

Fundraising ventures have enabled the Reading Eggs program to be supported by our P&C as well as supporting the purchase of new reading resources for all classes and year levels. The book-club is also run thanks to the P&C volunteers.

The P&C Association was again active throughout 2022, supporting the school financially via a range of fund raising activities including:

- free dress days
- Easter raffle
- Mothers' Day markets
- Fathers' Day Raffle
- Faction Carnival cake stall
- School and Correspondence Bags
- Scholastic Book Orders
- Second Hand Uniform Shop

Sincere thanks must go to committee members and volunteer organizers for all their hard work towards another successful year. During 2022 the P&C supported significant new resourcing during the year including funding for:

- Curriculum support
- Subscription for Reading Eggs on-line program

NATIONAL SCHOOL OPINION SURVEY - 2022

COMPARISON OF RESPONSES - overview

Preamble: The requirement for schools to conduct the National School Opinion Surveys every two years commenced in 2014. Staff and students were surveyed in Term 4 2022. Parents were advised of the survey (with the link) via Class Dojo. Staff were advised of the survey (with the link) via a staff memo. Student surveys, conducted with Year 5 and 6 students were completed on-line.

Ratings are based on a 1-5 scale (1 = strongly disagree, 5 = strongly agree)	Staff (6)	Students (19)	Parents (36)	ITEM MEAN
Teachers at this school expect my child to do his/her best	4.8	4.5	4.0	4.4
Teachers at this school provide my child with useful feedback	4.8	3.7	3.4	4.0
Teachers at this school treat students fairly	4.7	3.8	3.9	4.1
This school is well maintained	4.0	4.2	4.2	4.1
My child feels safe at this school	4.5	4.3	4.5	4.1
I can talk to my child's teachers about my concerns	4.7		3.8	4.2
Students/parents at this school can talk to teachers about their concerns	4.7	3.0		3.8
Student behaviour is well managed at this school	4.5	3.4	3.9	3.9
My child likes being at this school	4.7	4.3	4.0	4.3
This school looks for ways to improve	4.4	4.1	3.5	4.0
This school takes parents'/students' opinions seriously		3.7	2.7	3.2
This school takes staff opinions seriously	4.3			4.3
Teachers at this school motivate my child to learn	4.5	3.9	3.6	4.0
My child is making good progress at this school			3.7	3.7
My child's needs are being met at this school	4.7		3.6	4.2
This school works with me to support my child's learning	4.5		3.5	4.0
I receive useful feedback about my work at this school	4.0			4.0
Staff are well supported at this school	4.2			4.2
My school gives me opportunities to do interesting things		3.9		3.9
My teachers are good teachers		4.5		4.5
My teachers care about me		4.2		4.2
This school has a strong relationship with the local community	4.0		3.5	3.8
This school is well led	4.2		2.5	3.4
I am satisfied with the overall standard of education achieved at this school	4.4		3.6	4.0
I would recommend this school to others	4.2		3.4	3.8
Teachers at this school are good teachers	4.7		3.7	4.2
Teachers at this school care about their students	5.0		4.2	4.6
MEAN SCORE	4.5	4.0	3.7	

NATIONAL SCHOOL OPINION SURVEYS

LONGITUDINAL DATA 2014 – 2022

Longitudinal data since 2014 indicates a sustained high level of positive perception from staff, parents and students.

STUDENTS	2014	2016	2018	2020	2022	Mean Rating
Ratings are based on a 1-5 scale (1 = strongly disagree, 5 = strongly agree)						
My teachers expect me to do my best	4.7	4.6	4.4	4.6	4.5	4.6
My teachers provide me with useful feedback	4.3	4.0	3.8	4.0	3.7	3.8
Teachers at my school treat students fairly	4.5	4.2	3.8	3.9	3.8	4.0
My school is well maintained	4.4	4.3	4.1	4.2	4.2	4.2
I feel safe at my school	4.6	4.5	4.3	4.0	4.3	4.3
I can talk to my teachers about my concerns	3.8	3.9	3.6	3.5	3.0	3.6
Student behaviour is well managed at my school	3.9	3.6	3.7	3.9	3.4	3.7
I like being at my school	4.1	3.6	3.7	4.2	4.3	4.0
My school looks for ways to improve	4.6	4.3	4.1	4.2	4.1	4.3
My school takes students' opinions seriously	4.1	4.1	3.7	3.8	3.7	3.9
My teachers motivate me to learn	4.4	4.3	4.2	4.3	3.9	4.2
My school gives me opportunities to do interesting things	4.4	4.4	4.1	4.3	3.9	4.2
My teachers are good teachers			4.3	4.0	4.5	4.3
My teachers care about me			4.1	4.0	4.2	4.1
MEAN SCORE	4.3	4.2	4.0	4.1	4.0	4.1

STAFF	2014	2016	2018	2020	2022	Mean Rating
Ratings are based on a 1-5 scale (1 = strongly disagree, 5 = strongly agree)						
Teachers at this school expect students to do their best	4.9	4.9	4.6	4.7	4.8	4.8
Teachers at this school provide students with useful feedback	4.4	4.8	4.4	4.4	4.8	4.6
Teachers at this school treat students fairly	4.8	4.8	3.8	4.5	4.7	4.5
This school is well maintained	4.1	4.0	3.8	4.2	4.0	4.0
Students feel safe at this school	4.7	4.5	4.2	4.5	4.5	4.5
Students at this school can talk to their teachers about their concerns	4.6	4.6	4.1	4.5	4.7	4.5
Parents at this school can talk to teachers about their concerns	4.8	4.8	4.2	4.6	4.7	4.6
Student behaviour is well managed at this school	4.6	4.7	4.1	4.5	4.5	4.5
Students like being at this school	4.9	4.8	4.2	4.4	4.7	4.6
This school looks for ways to improve	4.7	4.9	4.1	4.6	4.4	4.5
This school takes staff opinions seriously	4.7	4.7	3.5	4.2	4.3	4.3
Teachers at this school motivate students to learn	4.6	4.7	4.4	4.5	4.5	4.5
Students learning needs are being met at this school	4.4	4.7	4.3	4.5	4.7	4.5
This school works with parents to support students' learning	4.4	4.7	4.1	4.5	4.5	4.4
I receive useful feedback about my work at this school	4.0	4.1	4.0	4.5	4.0	4.1
Staff are well supported at this school	4.3	4.1	3.6	4.5	4.2	4.1
This school has a strong relationship with the local community	4.3	4.6	4.3	4.4	4.0	4.3
This school is well led	4.3	4.0	3.6	4.5	4.2	4.1
I am satisfied with the overall standard of education achieved at this school	4.4	4.8	4.3	4.8	4.4	4.5
I would recommend this school to others	4.2	4.8	4.3	4.5	4.2	4.4
Teachers at this school are good teachers		4.9	4.4	4.6	4.7	4.7
Teachers at this school care about their students		4.9	4.4	4.7	5.0	4.8
MEAN SCORE	4.5	4.6	4.1	4.5	4.5	4.4

PARENTS	2014	2016	2018	2020	2022	Mean Rating
Ratings are based on a 1-5 scale (1 = strongly disagree, 5 = strongly agree)						
Teachers at this school expect my child to do his/her best	4.1	4.5	4.7	3.5	4.0	4.2
Teachers at this school provide my child with useful feedback	3.8	4.5	4.4	2.7	3.4	3.8
Teachers at this school treat students fairly	3.9	4.3	4.4	3.3	3.9	4.0
This school is well maintained	4.1	3.8	4.0	4.2	4.2	4.1
My child feels safe at this school	4.3	4.4	4.5	4.3	4.5	4.4
I can talk to my child's teachers about their concerns	4.1	4.5	4.7	2.8	3.8	4.0
Student behaviour is well managed at this school	3.4	4.3	4.2	3.6	3.9	3.9
My child likes being at this school	4.2	4.1	4.6	3.8	4.0	4.1
This school looks for ways to improve	3.8	4.0	3.9	2.6	3.5	3.6
This school takes parent opinions seriously	3.8	4.0	3.9	2.2	2.7	3.3
Teachers at this school motivate my child to learn	3.8	4.2	4.5	3.1	3.6	3.8
My child is making good progress at this school	3.9	4.3	4.5	3.0	3.7	3.9
My child's learning needs are being met at this school	3.8	4.2	4.4	2.8	3.6	3.8
This school works with me to support my child's learning	3.7	4.3	4.4	2.7	3.5	3.7
This school has a strong relationship with the local community	3.6	4.0	4.1	2.8	3.5	3.6
This school is well led	3.8	4.1	3.9	2.0	2.5	3.3
I am satisfied with the overall standard of education achieved at this school	3.7	4.0	4.4	2.6	3.6	3.7
I would recommend this school to others	4.1	4.0	4.3	2.4	3.4	3.6
Teachers at this school are good teachers		4.3	4.5	3.0	3.7	3.9
Teachers at this school care about their students		4.1	4.5	3.8	4.2	4.2
MEAN SCORE	3.9	4.2	4.4	3.1	3.7	3.8

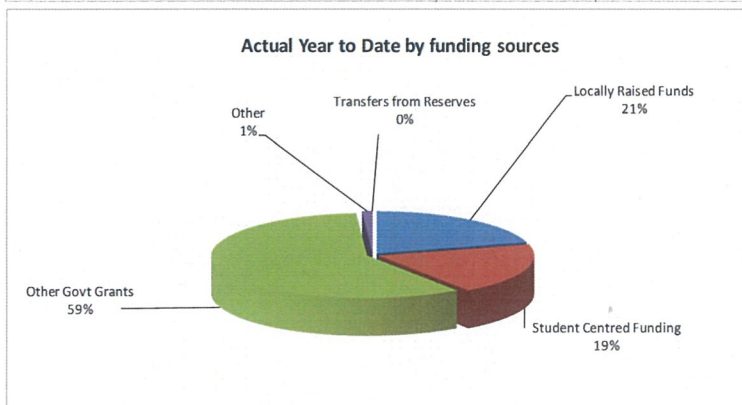
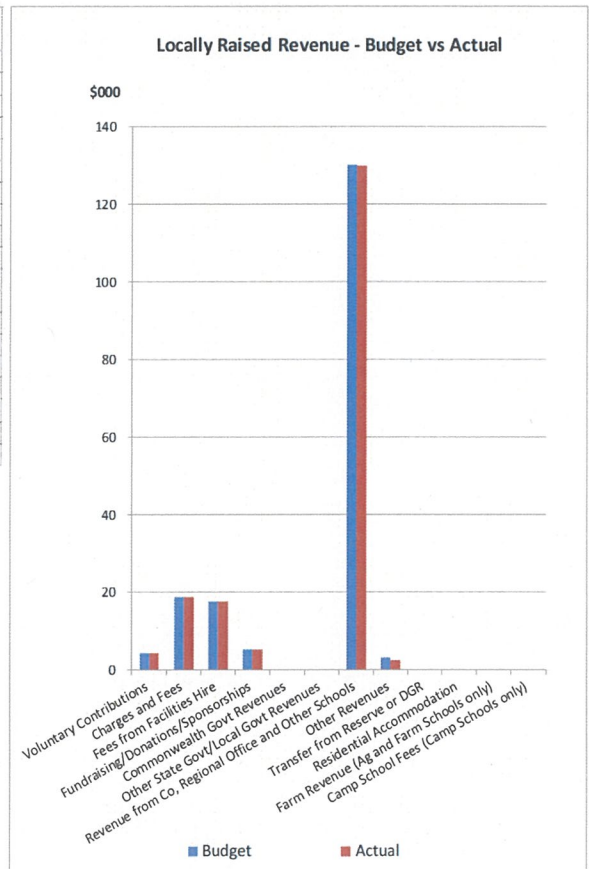
SAFE SCHOOL SURVEY (2019 – 2021) MEAN SCORE COMPARISON

In addition to the NSOS, students in Years 3 – 6 are surveyed on a biennial basis to gather data related to a range of school characteristics. These domains are: Teacher/student relationships, Safety at school, Perceptions of teachers, Negative behaviours (reverse scored), Learning/friendships and School-general. Although scored slightly differently to the NSOS, the data collected from 2 rounds of this survey demonstrates consistently positive perceptions of the school. The data is presented below.

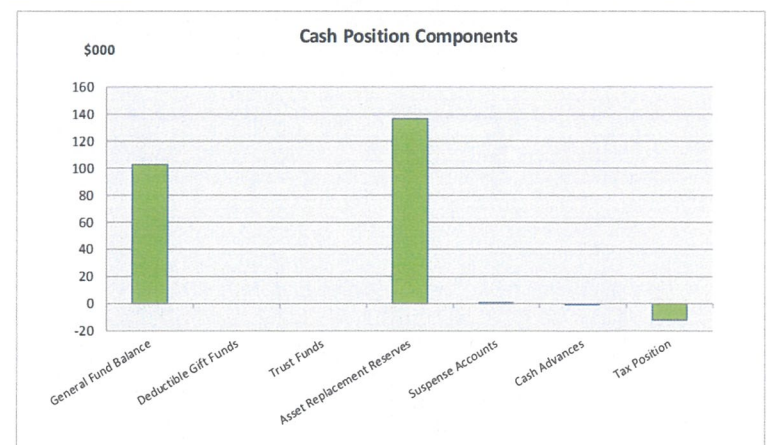
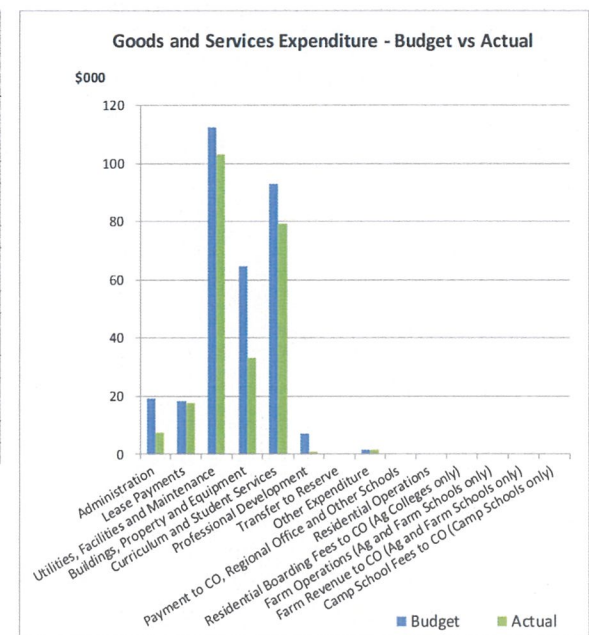
Ratings are based on a 1-4 scale (1 = strongly disagree, 4 = strongly agree)	2019	2021	Mean Score
Teacher/Student Relationships			
I feel I can talk to a teacher if I have a problem	3.2	3.2	3.2
Teachers listen carefully to what I have to say	3.3	3.5	3.4
My teachers like me	3.2	3.3	3.25
My teachers care about me	3.6	3.5	3.55
MEAN SCORE	3.3	3.4	3.35
Safety at School			
I feel safe before and after school while on school grounds	3.4	3.5	3.45
I feel safe in my classroom	3.7	3.5	3.6
I feel safe in the playground	3.2	3.0	3.1
I feel safe going to and coming from school	3.4	3.5	3.45
I like being at this school	3.7	3.5	3.6
This school is a safe school	3.6	3.6	3.6
I look forward to going to school	3.1	3.2	3.15
MEAN SCORE	3.4	3.4	3.4
Perceptions of Teachers			
Teachers make sure school rules are followed	3.7	3.5	3.6
My teachers expect me to do my best	3.7	3.6	3.65
Teachers enjoy teaching here	3.4	3.3	3.35
Students know what behaviour is expected of them	3.5	3.4	3.45
My teachers are good teachers	3.7	3.5	3.6
MEAN SCORE	3.6	3.5	3.55
Negative Behaviours (reverse scored)			
Fights among students are common at this school	3.3	2.8	3.05
This year I have had something stolen at school	3.3	3.0	3.15
Threats by one student against another are common at this school	3.4	3.0	3.2
Some students are regularly beaten up by other students	3.6	3.3	3.45
Name calling, insults or teasing happen regularly at school	2.8	2.7	2.75
Arguments amongst students are common at this school	2.8	2.6	2.7
There is a lot of bullying in this school	3.5	3.3	3.4
MEAN SCORE	3.2	3.0	3.1
Learning/Friendships			
I have friends at this school	3.7	3.8	3.75
Students enjoy learning here	3.2	3.4	3.3
I am proud of this school	3.6	3.5	3.55
I am learning a lot at this school	3.6	3.5	3.55
MEAN SCORE	3.5	3.6	3.55
School – General			
My school is well taken of	3.5	3.6	3.55
My school is clean	3.2	3.1	3.15
I like the way the school looks	3.5	3.3	3.4
Most things in my school are in good condition	3.5	3.2	3.35
MEAN SCORE	3.4	3.3	3.35
OVERALL MEAN			3.4

Padbury Primary School
 Financial Summary as at
 Enter date here i.e. 31/12/20xx

Revenue - Cash & Salary Allocation	Budget	Actual
1 Voluntary Contributions	\$ 4,307.00	\$ 4,290.00
2 Charges and Fees	\$ 18,852.00	\$ 18,851.50
3 Fees from Facilities Hire	\$ 17,558.00	\$ 17,557.77
4 Fundraising/Donations/Sponsorships	\$ 5,234.00	\$ 5,234.00
5 Commonwealth Govt Revenues	\$ -	\$ -
6 Other State Govt/Local Govt Revenues	\$ -	\$ -
7 Revenue from Co, Regional Office and Other Schools	\$ 130,131.00	\$ 129,930.74
8 Other Revenues	\$ 3,224.00	\$ 2,422.55
9 Transfer from Reserve or DGR	\$ -	\$ -
10 Residential Accommodation	\$ -	\$ -
11 Farm Revenue (Ag and Farm Schools only)	\$ -	\$ -
12 Camp School Fees (Camp Schools only)	\$ -	\$ -
Total Locally Raised Funds	\$ 179,306.00	\$ 178,286.56
Opening Balance	\$ 124,205.00	\$ 124,205.83
Student Centred Funding	\$ 43,359.00	\$ 43,358.90
Total Cash Funds Available	\$ 346,870.00	\$ 345,851.29
Total Salary Allocation	\$ -	\$ -
Total Funds Available	\$ 346,870.00	\$ 345,851.29



Expenditure - Cash and Salary	Budget	Actual
1 Administration	\$ 19,335.00	\$ 7,322.05
2 Lease Payments	\$ 18,377.00	\$ 17,571.20
3 Utilities, Facilities and Maintenance	\$ 112,526.00	\$ 103,177.74
4 Buildings, Property and Equipment	\$ 64,789.00	\$ 33,085.58
5 Curriculum and Student Services	\$ 93,002.00	\$ 79,408.82
6 Professional Development	\$ 7,000.00	\$ 882.60
7 Transfer to Reserve	\$ -	\$ -
8 Other Expenditure	\$ 1,492.00	\$ 1,491.39
9 Payment to CO, Regional Office and Other Schools	\$ -	\$ -
10 Residential Operations	\$ -	\$ -
11 Residential Boarding Fees to CO (Ag Colleges only)	\$ -	\$ -
12 Farm Operations (Ag and Farm Schools only)	\$ -	\$ -
13 Farm Revenue to CO (Ag and Farm Schools only)	\$ -	\$ -
14 Camp School Fees to CO (Camp Schools only)	\$ -	\$ -
Total Goods and Services Expenditure	\$ 316,521.00	\$ 242,939.38
Total Forecast Salary Expenditure	\$ -	\$ -
Total Expenditure	\$ 316,521.00	\$ 242,939.38
Cash Budget Variance	\$ 30,349.00	\$ -



Cash Position Components	
Bank Balance	\$ 228,010.87
Made up of:	
1 General Fund Balance	\$ 102,911.91
2 Deductible Gift Funds	\$ -
3 Trust Funds	\$ -
4 Asset Replacement Reserves	\$ 136,834.46
5 Suspense Accounts	\$ 351.50
6 Cash Advances	\$ (100.00)
7 Tax Position	\$ (11,987.00)
Total Bank Balance	\$ 228,010.87